



Ideal Lighting Systems Pvt. Ltd.

COMPLETE LIGHTING SOLUTION

Plot No.209/9, GEB Office ROAD, GIDC Ankleshwar- 393002
GUJARAT, INDIA. TEL :- (02646) 220245, FAX :- 222713
www.ilsgroup.in, www.ils.cc Email. swagatank@gmail.com, info@ils.cc,

Electrical Analysis Report With Harmonics

Product : LED Weather Proof High Bay– Economical 100W

Product Code :WPHBECO-100-XX-YY

Ideal Lighting Systems Pvt. Ltd.

Operator Name

Umesh Chandra Maurya

Electrical Engg.

Product: LED Weather Proof High Bay-Eco 100W

Product Code: WPHBECO-100-XX-YY

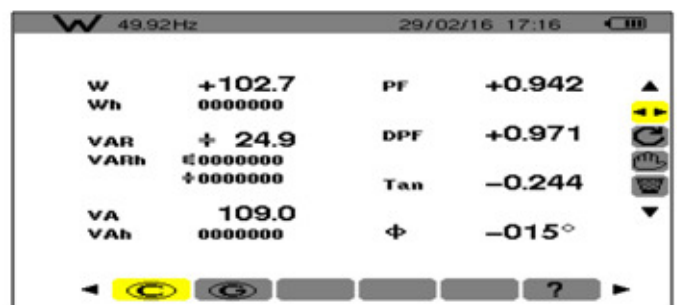
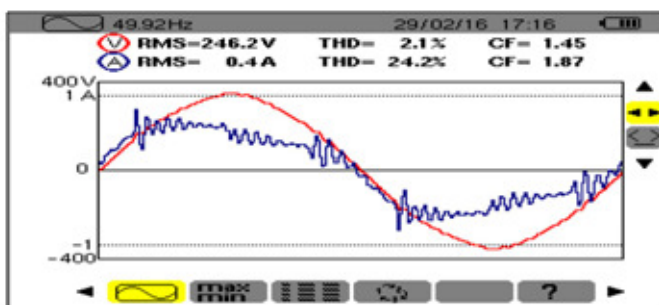
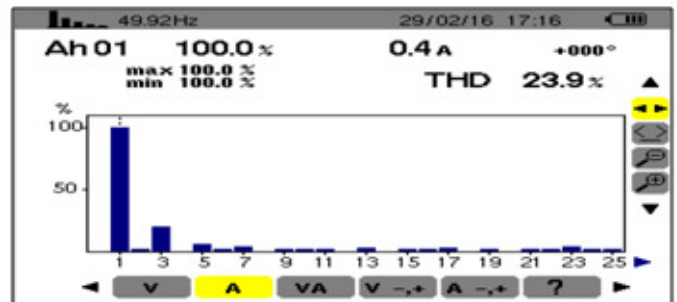
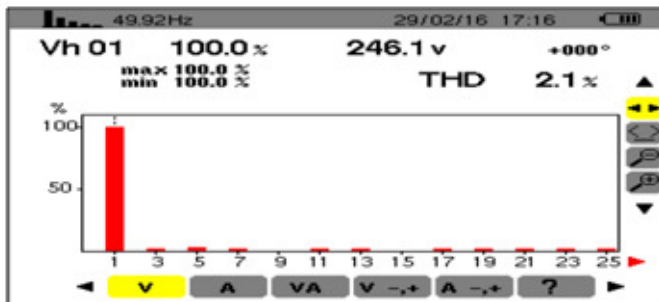
Recording Start Date 29/02/2016

Recording Duration 5:00 (min:s)

Instrument ID Model C.A 8230 - 103247 1.6

Database File Name Trend CEN100_3.dvb

Instrument Configuration Connection Type: Single-Phase



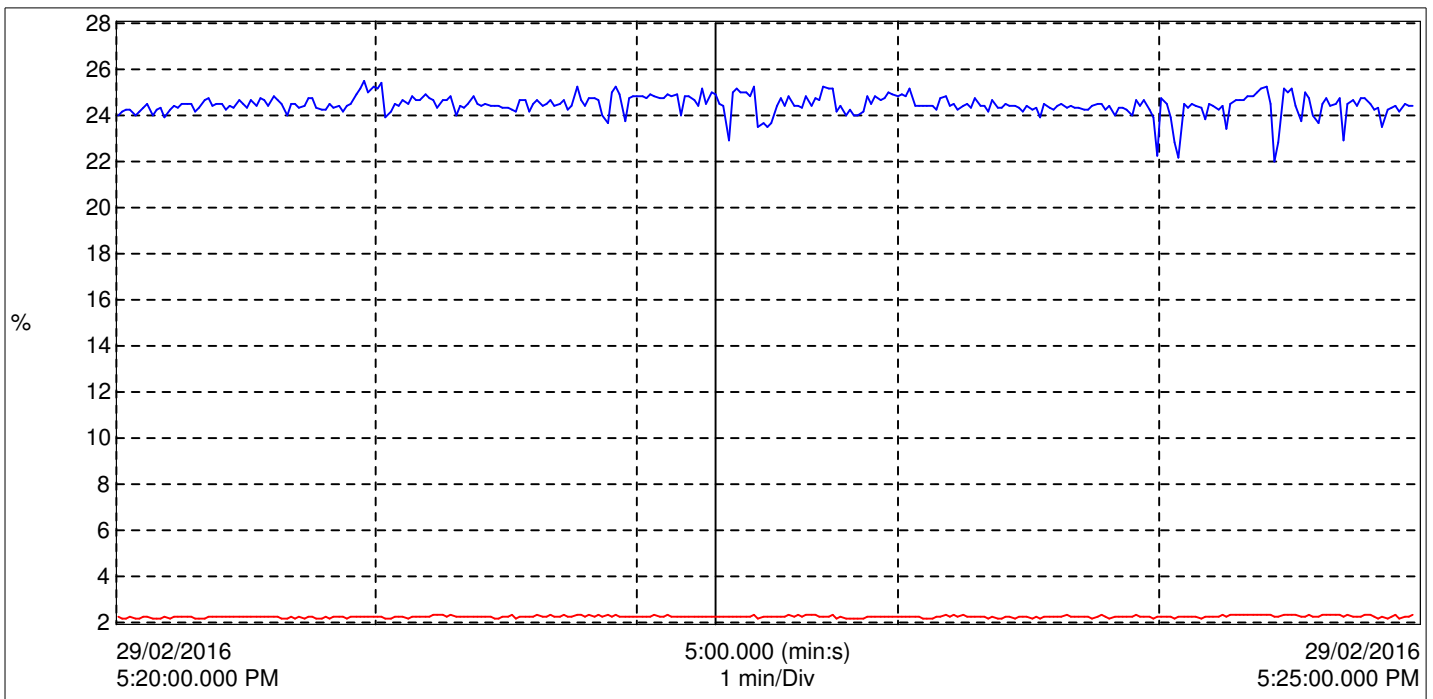


Ideal Lighting Systems Pvt. Ltd.

COMPLETE LIGHTING SOLUTION

Plot No.209/9, GEB Office ROAD, GIDC Ankleshwar- 393002
GUJARAT, INDIA. TEL :- (02646) 220245, FAX :- 222713
www.ilsgroup.in, www.ils.cc Email. swagatank@gmail.com, info@ils.cc,

Title :Total Harmonics Distortion Graph
Product :LED Weather Proof High Bay-Eco 100W
Product Code :WPHBECO-100-XX-YY



Graph - Total Harmonic Distortion - ATHD/VTHD

29/02/2016 - 5:22:18.000 PM

Value
2.200 — V THD
24.90 — A THD





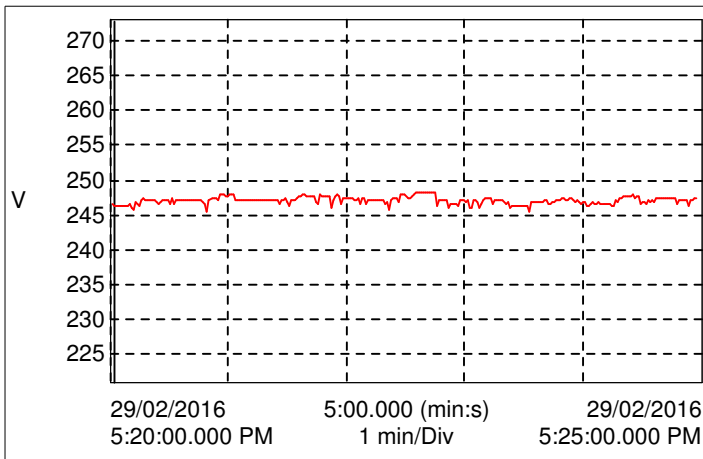
Ideal Lighting Systems Pvt. Ltd.

COMPLETE LIGHTING SOLUTION

Plot No.209/9, GEB Office ROAD, GIDC Ankleshwar- 393002
GUJARAT, INDIA. TEL :- (02646) 220245, FAX :- 222713
www.ilsgroup.in, www.ils.cc Email. swagatank@gmail.com, info@ils.cc,

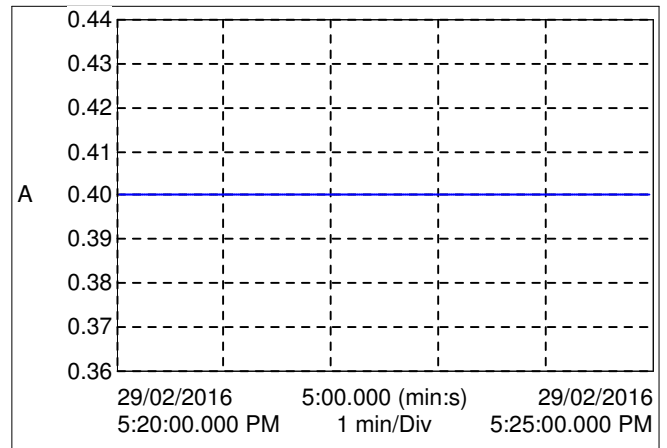
Title :Graphs-Voltage/Current/Power/PF
Product :LED Weather Proof High Bay-ECO 100W
Product Code :WPHBECO-100-XX-YY

Graph - Voltage (Vrms)



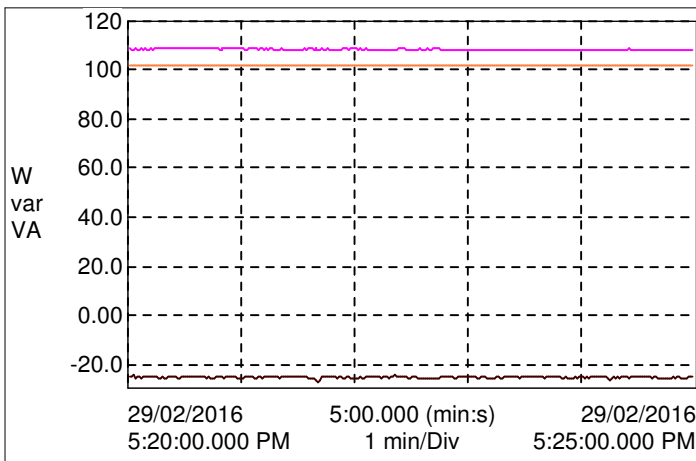
29/02/2016 5:00.000 (min:s) 29/02/2016 5:25:00.000 PM
1 min/Div
29/02/2016 - 5:20:01.000 PM
Value
246.4 — V RMS

Graph - Current (Arms)



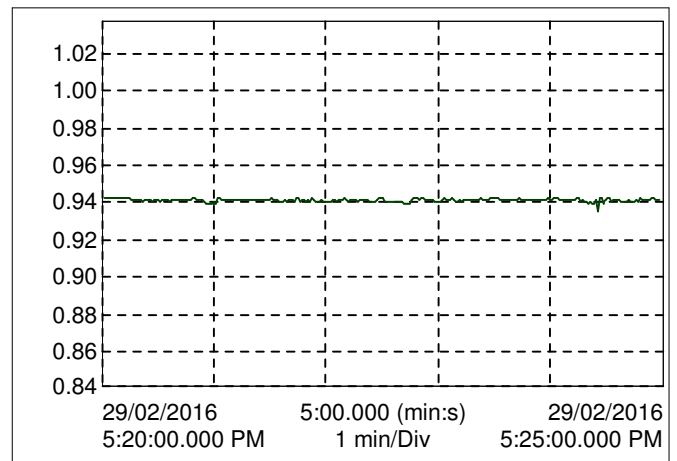
29/02/2016 5:00.000 (min:s) 29/02/2016 5:25:00.000 PM
1 min/Div
Value
0.000 — A RMS

Graph - True Power(W)/Apparent Power(VA)/
Reactive Power(var)



29/02/2016 5:00.000 (min:s) 29/02/2016 5:25:00.000 PM
1 min/Div
Value
0.000 — W1
0.000 — var1
0.000 — VA1

Graph - Power Factor(PF)



29/02/2016 5:00.000 (min:s) 29/02/2016 5:25:00.000 PM
1 min/Div
29/02/2016 - 5:20:01.000 PM
Value
0.942 — PF1