



# Ideal Lighting Systems Pvt. Ltd.

## COMPLETE LIGHTING SOLUTION

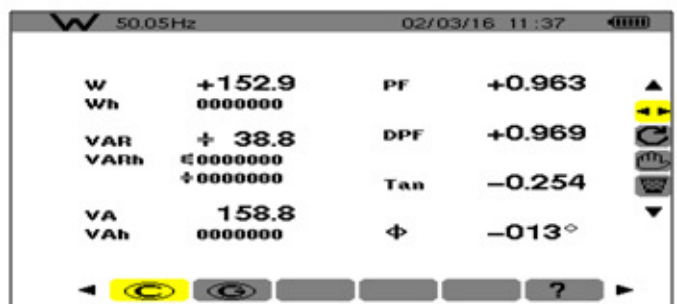
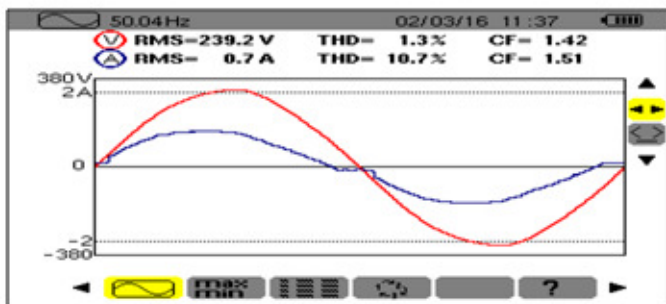

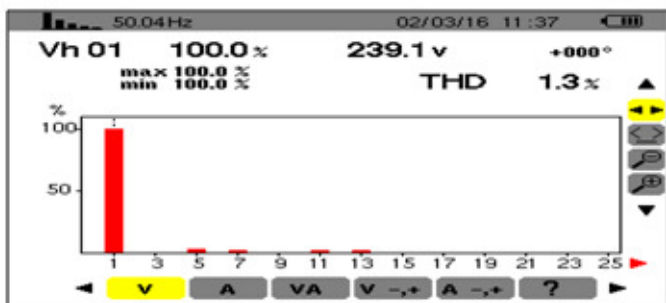
Plot No.209/9, GEB Office ROAD, GIDC Ankleshwar- 393002  
GUJARAT, INDIA. TEL :- (02646) 220245, FAX :- 222713  
www.ilsgroup.in, www.ils.cc Email. swagatank@gmail.com, info@ils.cc,

Electrical Analysis Report With Harmonics  
Product : LED Weather Proof Flood Light 150W  
Product Code : WPFLCS4-150-XX-YY

Ideal Lighting Systems Pvt. Ltd.

Operator Name  
Umesh Chandra Maurya  
Electrical Engg.  
Product: LED Weather Proof Flood Light150W  
Product Code: WPFLCS4-150-XX-YY

Recording Start Date 02/03/2016  
Recording Duration 4:00 (min:s)  
Instrument ID Model C.A 8230 - 103247 1.6  
Database File Name Trend HLG150\_1.dvb  
Instrument Configuration Connection Type: Single-Phase



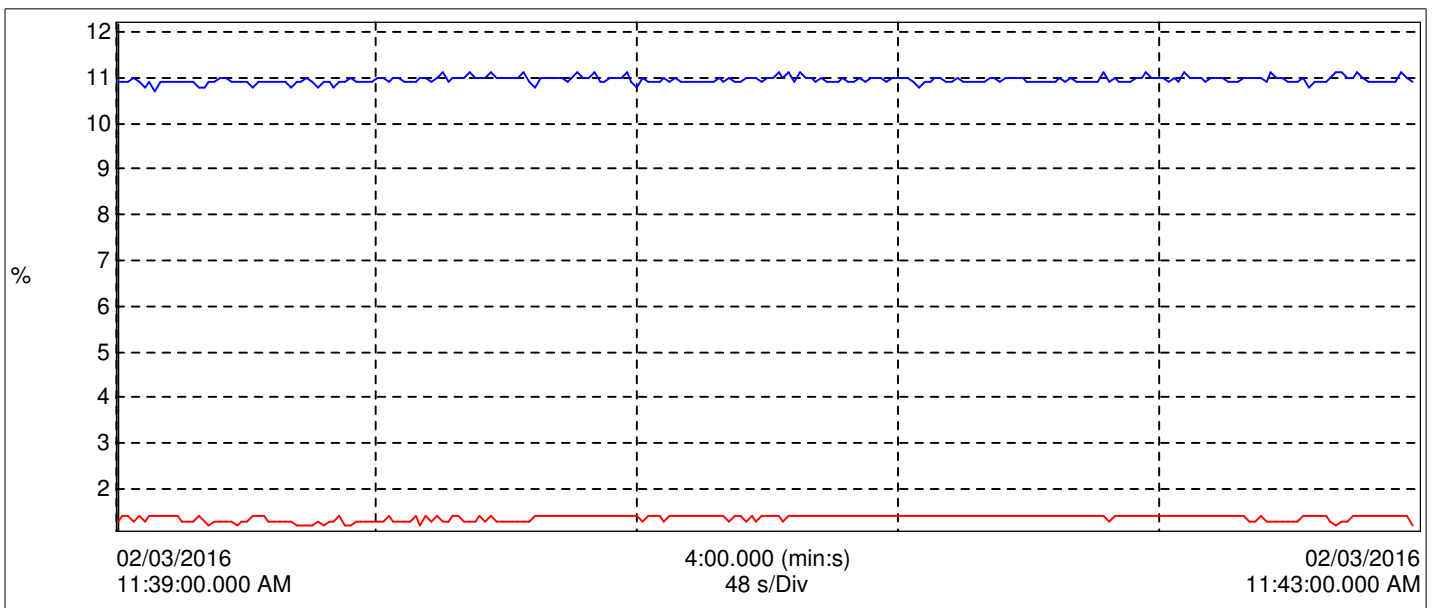


# Ideal Lighting Systems Pvt. Ltd.

## COMPLETE LIGHTING SOLUTION

Plot No.209/9, GEB Office ROAD, GIDC Ankleshwar- 393002  
GUJARAT, INDIA. TEL :- (02646) 220245, FAX :- 222713  
www.ilsgroup.in, www.ils.cc Email. swagatank@gmail.com, info@ils.cc,

Title :Total Harmonics Distortion Graph  
Product :LED Weather Proof Flood Light 150W  
Product Code :WPFLCS4-150-XX-YY



Graphs - Total Harmonic Distortion - ATHD/VTHD

02/03/2016 - 11:40:55.000 AM

Value

1.400 — V THD

10.90 — A THD





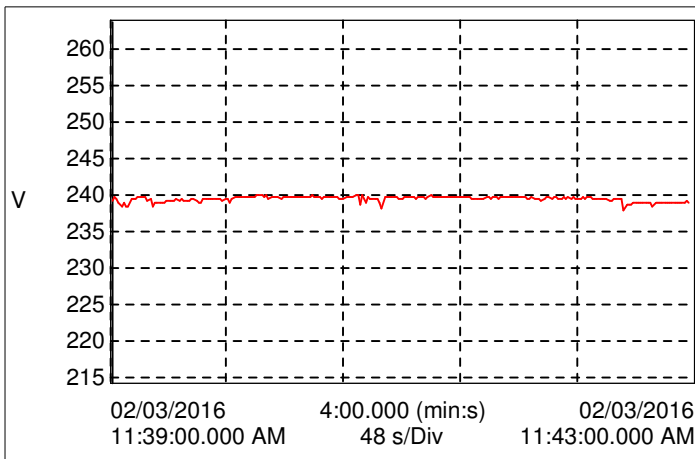
# Ideal Lighting Systems Pvt. Ltd.

## COMPLETE LIGHTING SOLUTION

Plot No.209/9, GEB Office ROAD, GIDC Ankleshwar- 393002  
 GUJARAT, INDIA. TEL :- (02646) 220245, FAX :- 222713  
 www.ilsgroup.in, www.ils.cc Email. swagatank@gmail.com, info@ils.cc,

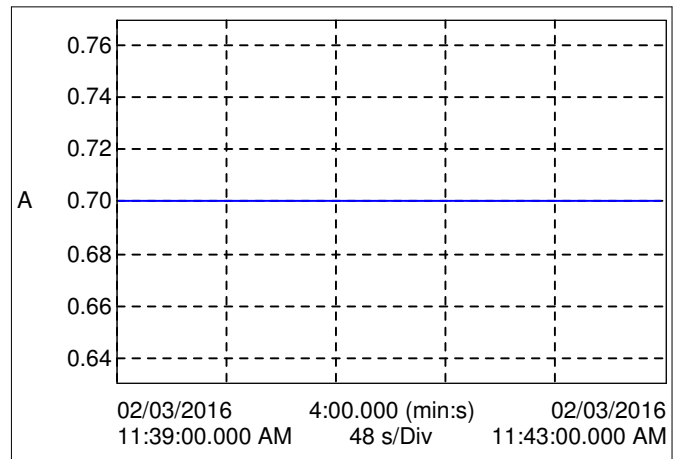
**Title** :Graph – Voltage / Current / Power /PF  
**Product** :LED Weather Proof Flood Light 150W  
**Product Code** :WPFLCS4-150-XX-YY

Graphs - Volage(Vrms)



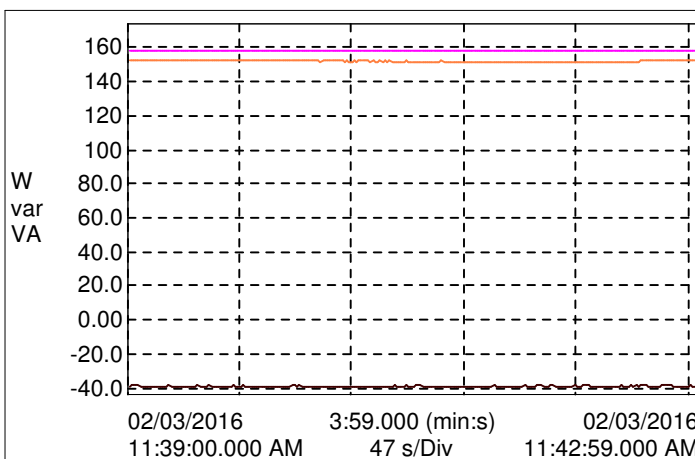
02/03/2016 - 11:39:00.000 AM  
 Value  
 239.3 — V RMS

Graphs - Current (Vrms)



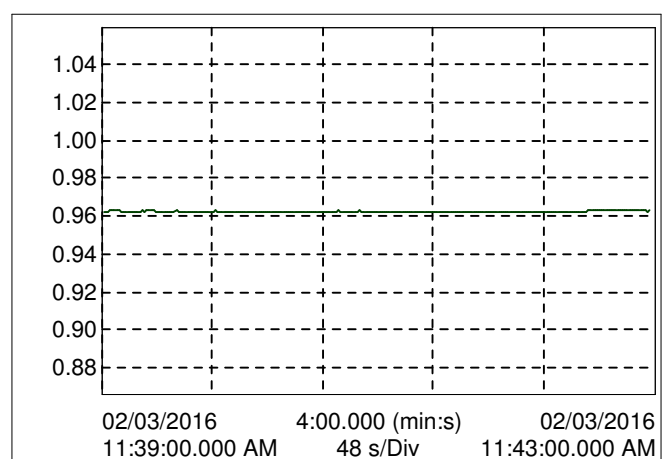
02/03/2016 - 11:39:00.000 AM  
 Value  
 0.700 — A RMS

Graphs - True Power (W) / Apparent Power(VA)/  
 Reactive Power (var)



02/03/2016 - 11:39:00.000 AM  
 Value  
 152.3 — W1  
 -39.07 — var1  
 158.2 — VA1

Graphs - Power Factor (PF)



02/03/2016 - 11:39:00.000 AM  
 Value  
 0.962 — PF1